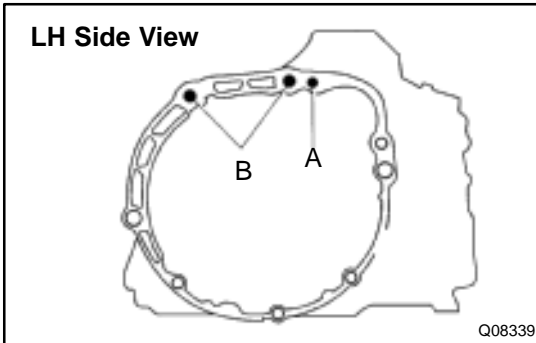


## REMOVAL

1. REMOVE BATTERY
2. REMOVE AIR CLEANER ASSEMBLY
3. REMOVE THROTTLE CABLE FROM ENGINE
4. REMOVE GROUND CABLES, WIRE HARNESS AND THROTTLE CABLE CLAMP BRACKET FROM TRANSAXLE

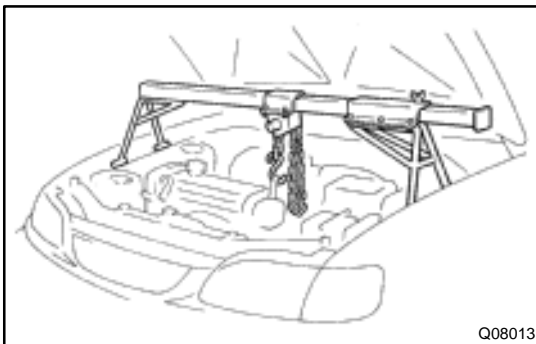


5. REMOVE 2 TRANSAXLE UPPER SIDE MOUNTING BOLTS AND STARTER UPPER SIDE MOUNTING BOLT

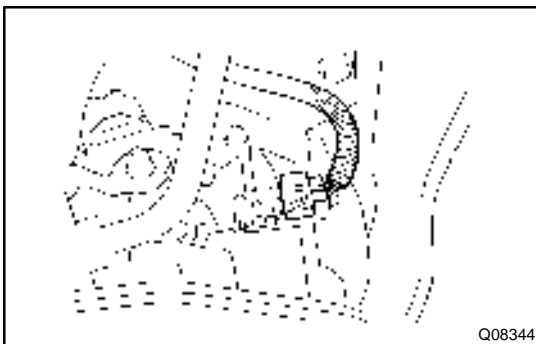
Torque:

A bolt: 39 N·m (400 kgf·cm, 29 ft·lbf)

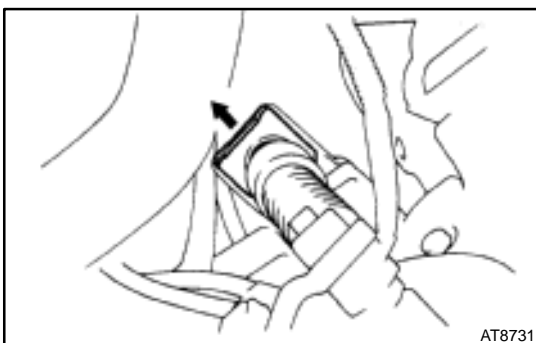
B bolt: 64 N·m (650 kgf·cm, 47 ft·lbf)



6. INSTALL ENGINE SUPPORT FIXTURE
7. JACK UP VEHICLE AND REMOVE FRONT WHEELS
8. REMOVE LH AND RH ENGINE UNDER COVERS
9. REMOVE DRIVE SHAFT (See page [SA-18](#))

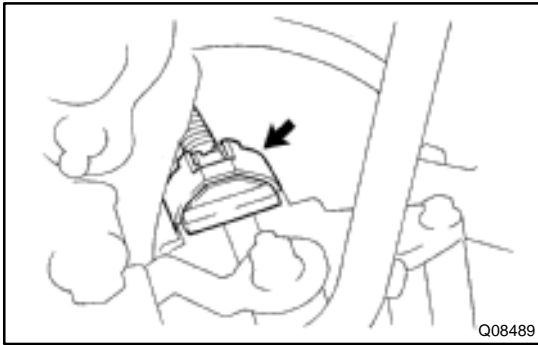


10. DISCONNECT SOLENOID CONNECTOR

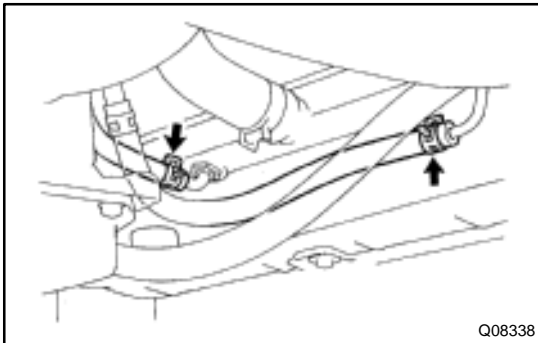


11. DISCONNECT CONTROL CABLE
  - (a) Pull out the clip from the control cable.
  - (b) Remove the lock nut and disconnect the control cable from the control shaft lever.

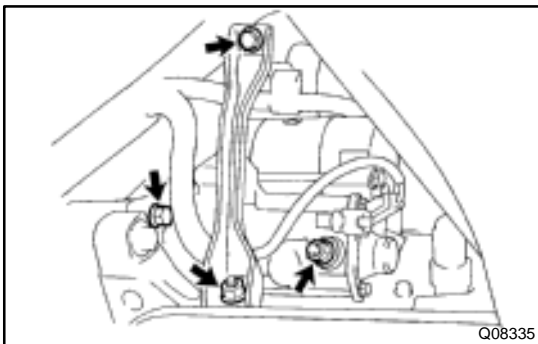
Torque: 12 N·m (120 kgf·cm, 9 ft·lbf)



## 12. DISCONNECT CONNECTOR FROM PARK/NEUTRAL POSITION SWITCH

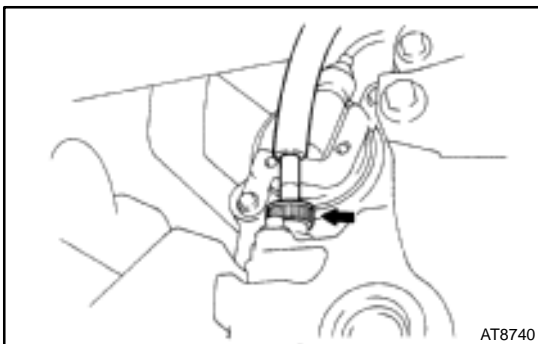


## 13. DISCONNECT 2 OIL COOLER PIPES



## 14. REMOVE STARTER

- Remove the bolt, nut and intake manifold stay.  
**Torque: 20 N·m (200 kgf-cm, 15 ft-lbf)**
- Remove the bolt and nut.  
**Torque: 39 N·m (400 kgf-cm, 29 ft-lbf)**
- Disconnect the connector and terminal.
- Remove the starter.




## 15. REMOVE SPEEDOMETER CABLE

## 16. DISCONNECT NO.2 VEHICLE SPEED SENSOR CONNECTOR.

## 17. SECURE STABILIZER BAR

(See page [SA-39](#))



## 18. REMOVE TORQUE CONVERTER CLUTCH MOUNTING BOLTS

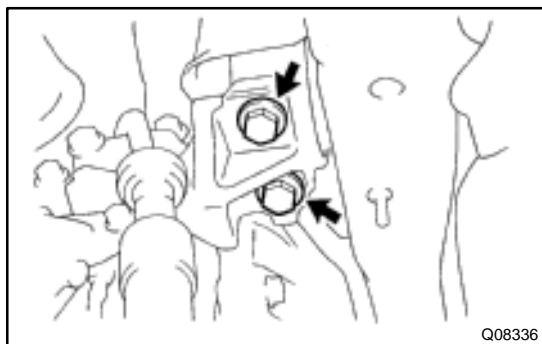
- Remove the hole plug.
- Turn the crankshaft to gain access and remove the 6 bolts with holding the crankshaft pulley nut by a wrench.  
**Torque: 18 N·m (185 kgf-cm, 13 ft-lbf)**

### HINT:

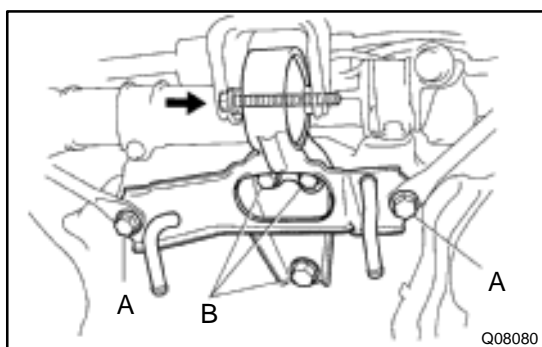
At the time of installation, first, install the gray bolt. Then install 5 black bolts.

**19. SUPPORT TRANSAXLE**

Support the transaxle with a jack.

**20. REMOVE 2 BOLTS FROM ENGINE MOUNTING LEFT SIDE BRACKET**

Torque: 48 N·m (490 kgf·cm, 35 ft·lbf)

**21. REMOVE BOLT FROM REAR ENGINE MOUNTING BRACKET**

Torque: 64 N·m (650 kgf·cm, 47 ft·lbf)

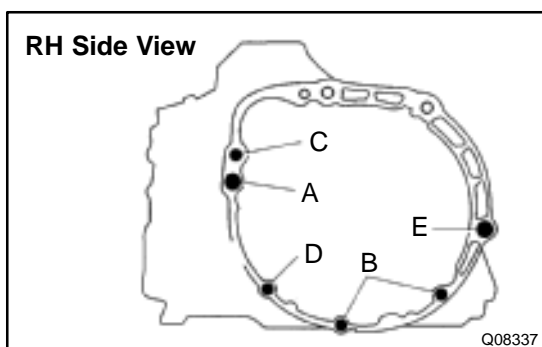
**22. REMOVE ENGINE REAR MOUNT INSULATOR**

Remove the 5 bolts.

Torque:

A Bolt: 78 N·m (800 kgf·cm, 58 ft·lbf)

B Bolt: 90 N·m (920 kgf·cm, 67 ft·lbf)

**23. REMOVE TRANSAXLE**

Remove the 6 bolts and transaxle.

Torque:

A bolt: 46 N·m (470 kgf·cm, 34 ft·lbf)

B bolt: 8.0 N·m (76 kgf·cm, 66 in·lbf)

C bolt: 39 N·m (400 kgf·cm, 29 ft·lbf)

D bolt: 25 N·m (255 kgf·cm, 18 ft·lbf)

E bolt: 64 N·m (650 kgf·cm, 47 ft·lbf)